



Reinbold
Entsorgungstechnik



„BEAR“ FORCE AND RELIABILITY

SINGLE SHAFT SHREDDER

**AZR 800 SK -
AZR 2000 SK/GK**



Single-Shaft Shredders Series AZR 800 SK - AZR 2000 SK/GK

Applications:

- Large-volume and awkward plastic materials
- Lumps of production waste, plastic containers
- Sheeting, textiles, paper, cardboard
- Larger quantities of production waste, e.g. rods, sprues and defective parts

Benefits / characteristics:

- Extremely solid, stable build quality
- Shredding in one step down to a final grain size of approx. 12 mm
- Homogenous shredding without striation
- Quick-change screen, easy knife changes
- 3 rotor options
- Various different hoppers
- Slow running (rotor runs at 60-120 rpm)
- Very quiet and energy-efficient
- Many control options (auto reverse, etc.)



A hydraulically pivoted screen basket with integrated screen segments enables easy access for knife changes or servicing. It also makes cleaning easier.

With a load-dependent and/or pulse mode feed, different cycle frequencies and forced reversing, the AZR-SK series is under perfect control even with an overload.


A ram pushes the material towards the rotor unit. The ram is fitted with a powerful hydraulic unit that can withstand heavy loads. To avoid trans-verse forces, the feed device is gimballed. The illustration shows the option with a raised pusher.



A solid, stable machine frame, axially reinforced feed devices, and recessed, enclosed rotor bearings enable a long service life even under high loads.



Gas pressure damper for manual opening of the screen basket



High-performance motors with a variety of power ratings

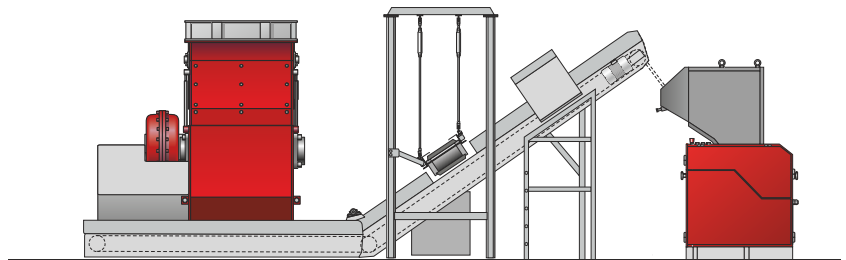

Powerful Plastic shredding for processing plastic waste

The hydraulic and horizontal pressing device (pusher) operates load-dependently with controlled contact pressure. The guides are made from hard-wearing plastic or brass and are adjustable.

Options:

- Segment guides for pusher with cleaning effect and parallel feed
- Serrated plate for hollow articles and solid lumps
- Rotor with up to 3 times of rows of knives

Let us advise which machine configuration suits to your application!



Example of a two-stage system with pre- and post-shredding



Safety package with gear limit switch and reverse counter

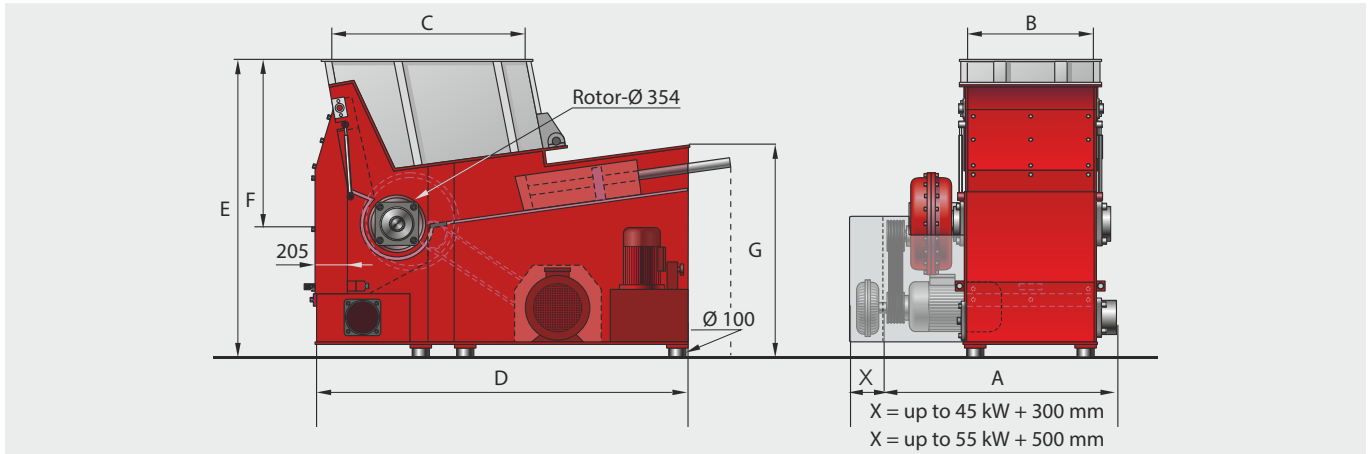


Safety unit for use on the exposed screen basket



The required shredding factor for the feed material can be set using variably adjustable screens with the appropriate screen perforation.

Technical data series AZR 800 SK - AZR 2000 SK/GK



Dimensions AZR		800 SK	1000 SK	1300 SK	1500 SK/GK	1800 SK/GK	2000 SK/GK
Size A	(mm):	1.340	1.800	2.215	2.300	2.600	2.800
Size B	(mm):	800	1.000	1.300	1.500	1.800	2.000
Size C	(mm):	1.200	1.200	1.215	1.500	1.500	1.500
Size D	(mm):	2.420	2.400	2.150	3.000	3.000	3.000
Size E	(mm):	1.730	1.720	1.730	1.720	1.720	1.720
Size F	(mm):	1.020	1.030	1.030	1.030	1.030	1.030
Size G	(mm):	1.000	990	945	990	990	990

Type AZR		800 SK	1000 SK	1300 SK	1500 SK/GK	1800 SK/GK	2000 SK/GK
Hopper opening	(m):	0.8 x 1.2	1 x 1.2	1.3 x 1.2	1.5 x 1.5	1.8 x 1.5	2 x 1.5
Hopper volume	(m ³):	1,2	1,25	1,65	2,3	2,8	3,0
Rotor-Ø	(mm):	354	354	354	354/ 500	354/ 500	354/ 500
Rotor speed	(rpm):	60-100	60-120	60-120	60-120	60-120	60-120
Power consumption (kW):		30 - 55	30 - 75	37 - 90	37 - 150	45 - 150	55 - 150
Tools*	(pcs):	20/40/60	25/50/75	33/66/99	37/74/111	45/90/135	50/100/150
Screen perforation (mm):		10-40	10-40	10-50	10-100	10-100	10-100
Weight (approx. kg):		2.800	3.200	4.500	6.500	7.800	9.500

* We will be pleased to assist you in choosing the right tool for your application.

The following parameters are valid for all machines of the AZR SK/GK series:



Screen perforation size:
The standard size is 15/20 mm;
also available (in millimetres)
10/12, 12/15, 20/25, 25/30, 35/40
Special sizes by arrangement.




Throughput:
This depends on the feed material (long, short, wet, dry etc.)
and the screen perforation size. As a rule of thumb,
assume two to four hopper loads per hour.



Chip removal:
Chips can be removed using a suction device,
screw conveyor or a conveyor belt.
The minimum air speed for vacuum
systems is 28 m/s.

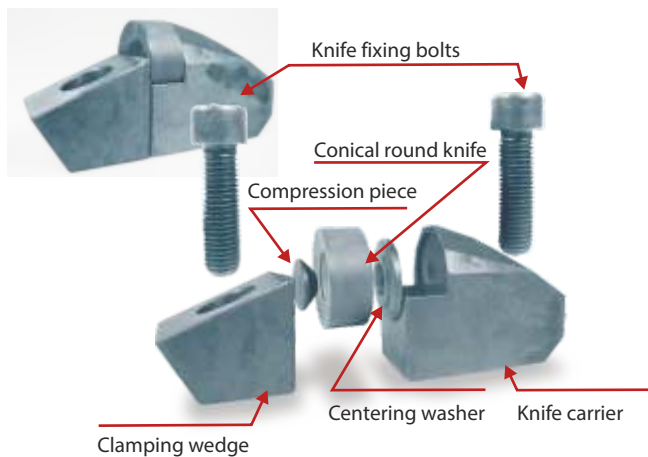


The circular knife system: Cutting knives that lower your operating costs!




The highly efficient scissors cut of the concave ground circular cutting heads provide a very high work rate with very little effort. The knife holders are welded or mounted on the rotor and the round knives can be turned up to **8 times** with just a few adjustments before having to be exchanged completely. The use of various types of knives enables job-related adjustment of the shredder to the material being processed.

*** New at Reinbold:** The outer broaching knife, are replaced by the circular knife V8. This promotes a uniform crushing of materials over the entire length of the rotor.

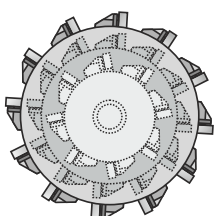


Detail of knife system version 5 – Knife assembly with knife carrier and round knife



Detail of knife system version 7 – Knife assembly with knife carrier and round knife

The different diameters of the rotors:



Different rotor diameters for different applications:
 with 252 mm diameter for smaller applications
 with 354 mm diameter for higher throughput
 with 500 mm diameter for very high throughput

As larger the wrap angle of the rotor the higher is the throughput.



Machines from the Reinbold product line:



AZR 800 - AZR 2000 S Gigant Series:
The single shaft shredder for professional compaction of recyclables



RLZ 400 - RHZ 1300 S Series:
The horizontal shredder with horizontal material feed



RMZ 500 - RMZ 1000 S Series:
The four-shaft shredder that is ideal for shredding long stock



RB 20 SV - RB 60 SV Series:
The small but powerful briquetting press



RB 100 - RB 300 Flexible S Series:
For briquetting chips and dust



RB 400 RS Series:
For the industrial production of square briquettes

Drawing on its many years of experience, Reinbold, with its broad range of machines, is able to offer ideal solutions for different applications in material shredding and briquetting. Our testing facility is available to perform tests on your material.

Reinbold Entsorgungstechnik GmbH

Robert-Mayer-Strasse 5
74360 Ilsfeld (Germany)

Phone: +49 (0) 7062 / 97885-0

Fax: +49 (0) 7062 / 97885-50

info@reinbold.de

www.reinbold.de

Your dealer:

